

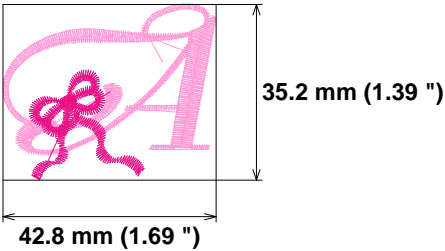
Needle Thread consumption

1	1265 st.	69.0% (3.9 m)
2	590 st.	31.0% (1.7 m)
Upper thread		5.6 m
Bobbin		1.9 m

File: A 3 CM.P... PES (Babylock, Bernina, Brother #PES0001)
Stitches: 1855
Size: 42.8 x 35.2 mm (1.69 x 1.39 ")
Begin: 21.4, 17.6 mm
End: 21.4, 17.6 mm
Start needle: 1
Colors: 2/2 , Stops: 1
Date: 06-11-23

This area is reserved for your logo. Place logo.bmp file (width: 1442 , height: 474 pixels) in the same folder as embird.exe file.

This area is reserved for your address information. Place address.txt text file containing your address in the same folder as embird.exe file.




Histogram

Stitches ratio diagram:



(1266) Stop 1
(1855) End



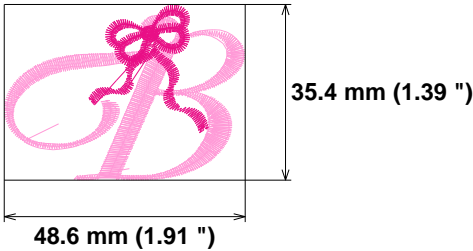
Needle Thread consumption

1	1267 st.	69.9% (4.8 m)
2	651 st.	30.1% (2.1 m)
Upper thread		6.9 m
Bobbin		2.3 m

File: B 3 CM.P... PES (Babylock, Bernina, Brother #PES0001)
Stitches: 1918
Size: 48.6 x 35.4 mm (1.91 x 1.39 ")
Begin: 24.3, 17.7 mm
End: 24.3, 17.7 mm
Start needle: 1
Colors: 2/2 , Stops: 1
Date: 06-11-23

This area is reserved for your logo. Place logo.bmp file (width: 1442 , height: 474 pixels) in the same folder as embird.exe file.

This area is reserved for your address information. Place address.txt text file containing your address in the same folder as embird.exe file.



Histogram

Stitches ratio diagram:



(1268) Stop 1
(1918) End

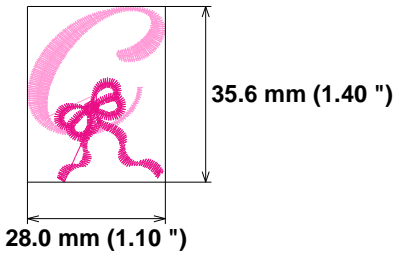


Needle	Thread consumption	
1	544 st.	56.3% (2.1 m)
2	567 st.	43.7% (1.6 m)
Upper thread	3.8 m	
Bobbin	1.3 m	

File: C 3 CM.P... PES (Babylock, Bernina, Brother #PES0001)
Stitches: 1111
Size: 28.0 x 35.6 mm (1.10 x 1.40 ")
Begin: 14.0, 17.8 mm
End: 14.0, 17.8 mm
Start needle: 1
Colors: 2/2 , Stops: 1
Date: 06-11-23

This area is reserved for your logo. Place logo.bmp file (width: 1442 , height: 474 pixels) in the same folder as embird.exe file.

This area is reserved for your address information. Place address.txt text file containing your address in the same folder as embird.exe file.





Histogram

Stitches ratio diagram:



(545) Stop 1
(1111) End

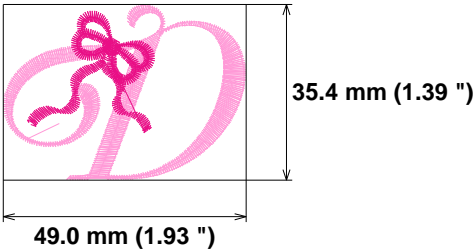


Needle	Thread consumption	
1 	1192 st.	69.8% (4.8 m)
2 	658 st.	30.2% (2.1 m)
Upper thread		6.9 m
Bobbin		2.3 m

File: D 3 CM.P... PES (Babylock, Bernina, Brother #PES0001)
Stitches: 1850
Size: 49.0 x 35.4 mm (1.93 x 1.39 ")
Begin: 24.5, 17.7 mm
End: 24.5, 17.7 mm
Start needle: 1
Colors: 2/2 , Stops: 1
Date: 06-11-23

This area is reserved for your logo. Place logo.bmp file (width: 1442 , height: 474 pixels) in the same folder as embird.exe file.

This area is reserved for your address information. Place address.txt text file containing your address in the same folder as embird.exe file.



Histogram

Stitches ratio diagram:



(1193) Stop 1
(1850) End




Needle	Thread consumption	
1	763 st.	65.1% (2.8 m)
2	536 st.	34.9% (1.5 m)
Upper thread	4.3 m	
Bobbin	1.4 m	

File: E 3 CM PES.PES (Babylock, Bernina, Brother #PES0001)
Stitches: 1299
Size: 35.0 x 35.6 mm (1.38 x 1.40 ")
Begin: 17.5, 17.8 mm
End: 17.5, 17.8 mm
Start needle: 1
Colors: 2/2 , Stops: 1
Date: 06-11-23

This area is reserved for your logo. Place logo.bmp file (width: 1442 , height: 474 pixels) in the same folder as embird.exe file.

This area is reserved for your address information. Place address.txt text file containing your address in the same folder as embird.exe file.



Histogram

Stitches ratio diagram:



(764) Stop 1
(1299) End

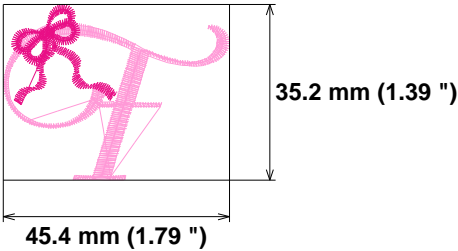


Needle	Thread consumption	
1	945 st.	66.8% (3.0 m)
2	539 st.	33.2% (1.5 m)
Upper thread		
Bobbin		
		4.5 m
		1.5 m

File: F 3 CM PES.PES (Babylock, Bernina, Brother #PES0001)
Stitches: 1484
Size: 45.4 x 35.2 mm (1.79 x 1.39 ")
Begin: 22.7, 17.6 mm
End: 22.7, 17.6 mm
Start needle: 1
Colors: 2/2 , Stops: 1
Date: 06-11-23

This area is reserved for
your logo. Place logo.bmp
file (width: 1442 , height: 474 pixels)
in the same folder as
embird.exe file.

This area is reserved for
your address information.
Place address.txt text file
containing your address in the
same folder as embird.exe
file.




Histogram

Stitches ratio diagram:



(946) Stop 1
(1484) End



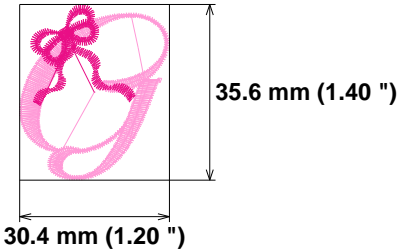
Needle Thread consumption

1	1222 st.	72.1% (4.0 m)
2	551 st.	27.9% (1.6 m)
Upper thread		5.6 m
Bobbin		1.9 m

File: G 3 CM.P... PES (Babylock, Bernina, Brother #PES0001)
Stitches: 1773
Size: 30.4 x 35.6 mm (1.20 x 1.40 ")
Begin: 15.2, 17.8 mm
End: 15.2, 17.8 mm
Start needle: 1
Colors: 2/2 , Stops: 1
Date: 06-11-23

This area is reserved for your logo. Place logo.bmp file (width: 1442 , height: 474 pixels) in the same folder as embird.exe file.

This area is reserved for your address information. Place address.txt text file containing your address in the same folder as embird.exe file.



Histogram

Stitches ratio diagram:



(1223) Stop 1
(1773) End



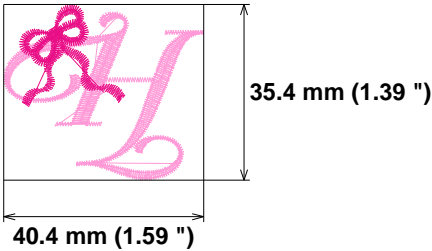
Needle Thread consumption

1	1611 st.	74.2% (4.5 m)
2	549 st.	25.8% (1.6 m)
Upper thread		6.1 m
Bobbin		2.0 m

File: H 3 CM.P... PES (Babylock, Bernina, Brother #PES0001)
Stitches: 2160
Size: 40.4 x 35.4 mm (1.59 x 1.39 ")
Begin: 20.2, 17.7 mm
End: 20.2, 17.7 mm
Start needle: 1
Colors: 2/2 , Stops: 1
Date: 06-11-23

This area is reserved for your logo. Place logo.bmp file (width: 1442 , height: 474 pixels) in the same folder as embird.exe file.

This area is reserved for your address information. Place address.txt text file containing your address in the same folder as embird.exe file.



Histogram

Stitches ratio diagram:



(1612) Stop 1
(2160) End

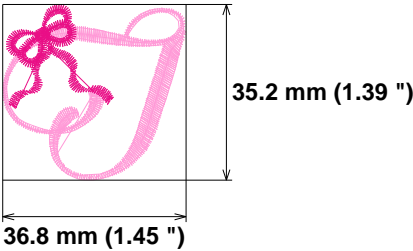


Needle	Thread consumption	
1	965 st.	65.9% (3.1 m)
2	558 st.	34.1% (1.6 m)
Upper thread	4.7 m	
Bobbin	1.6 m	

File: I 3 CM PES.PES (Babylock, Bernina, Brother #PES0001)
Stitches: 1523
Size: 36.8 x 35.2 mm (1.45 x 1.39 ")
Begin: 18.4, 17.6 mm
End: 18.4, 17.6 mm
Start needle: 1
Colors: 2/2 , Stops: 1
Date: 06-11-23

This area is reserved for your logo. Place logo.bmp file (width: 1442 , height: 474 pixels) in the same folder as embird.exe file.

This area is reserved for your address information. Place address.txt text file containing your address in the same folder as embird.exe file.



Histogram

Stitches ratio diagram:



(966) Stop 1
(1523) End

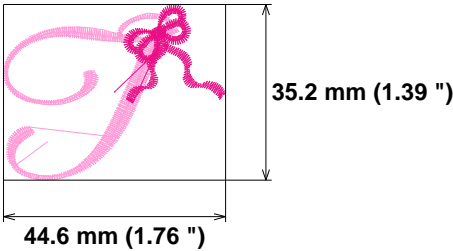


Needle	Thread consumption	
1	874 st.	63.4% (2.6 m)
2	532 st.	36.6% (1.5 m)
Upper thread	4.1 m	
Bobbin	1.4 m	

File: J 3 CM PES.PES (Babylock, Bernina, Brother #PES0001)
Stitches: 1406
Size: 44.6 x 35.2 mm (1.76 x 1.39 ")
Begin: 22.3, 17.6 mm
End: 22.3, 17.6 mm
Start needle: 1
Colors: 2/2 , Stops: 1
Date: 06-11-23

This area is reserved for
your logo. Place logo.bmp
file (width: 1442 , height: 474 pixels)
in the same folder as
embird.exe file.

This area is reserved for
your address information.
Place address.txt text file
containing your address in the
same folder as embird.exe
file.




Histogram

Stitches ratio diagram:



(875) Stop 1
(1406) End

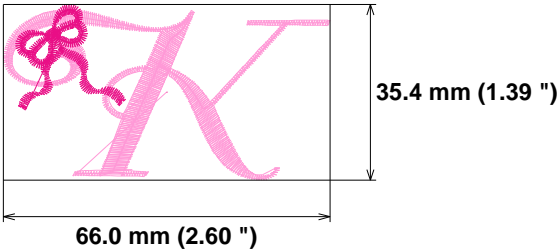


Needle	Thread consumption	
1	1483 st.	76.5% (5.4 m)
2	568 st.	23.5% (1.7 m)
Upper thread	7.1 m	
Bobbin	2.4 m	

File: K 3 CM.P... PES (Babylock, Bernina, Brother #PES0001)
Stitches: 2051
Size: 66.0 x 35.4 mm (2.60 x 1.39 ")
Begin: 33.0, 17.7 mm
End: 33.0, 17.7 mm
Start needle: 1
Colors: 2/2 , **Stops:** 1
Date: 06-11-23

This area is reserved for your logo. Place logo.bmp file (width: 1442 , height: 474 pixels) in the same folder as embird.exe file.

This area is reserved for your address information. Place address.txt text file containing your address in the same folder as embird.exe file.






Histogram

Stitches ratio diagram:



(1484) Stop 1
(2051) End

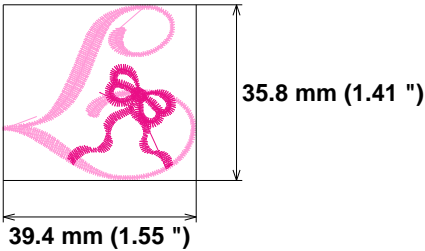


Needle	Thread consumption	
1 	935 st.	62.9% (2.8 m)
2 	569 st.	37.1% (1.7 m)
Upper thread		4.5 m
Bobbin		1.5 m

File: L 3 CM PES.PES (Babylock, Bernina, Brother #PES0001)
Stitches: 1504
Size: 39.4 x 35.8 mm (1.55 x 1.41 ")
Begin: 19.7, 17.9 mm
End: 19.7, 17.9 mm
Start needle: 1
Colors: 2/2 , Stops: 1
Date: 06-11-23

This area is reserved for your logo. Place logo.bmp file (width: 1442 , height: 474 pixels) in the same folder as embird.exe file.

This area is reserved for your address information. Place address.txt text file containing your address in the same folder as embird.exe file.



Histogram

Stitches ratio diagram:



(936) Stop 1
(1504) End



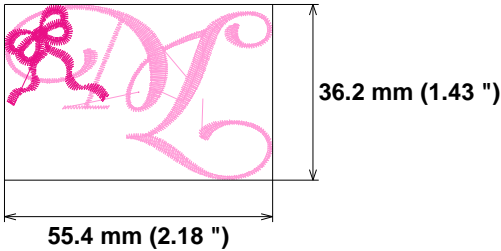
Needle Thread consumption

1	1493 st.	71.5% (4.1 m)
2	561 st.	28.5% (1.6 m)
Upper thread		5.7 m
Bobbin		1.9 m

File: M 3 CM.P... PES (Babylock, Bernina, Brother #PES0001)
Stitches: 2054
Size: 55.4 x 36.2 mm (2.18 x 1.43 ")
Begin: 27.7, 18.1 mm
End: 27.7, 18.1 mm
Start needle: 1
Colors: 2/2 , Stops: 1
Date: 06-11-23

This area is reserved for
your logo. Place logo.bmp
file (width: 1442 , height: 474 pixels)
in the same folder as
embird.exe file.

This area is reserved for
your address information.
Place address.txt text file
containing your address in the
same folder as embird.exe
file.




Histogram

Stitches ratio diagram:



(1494) Stop 1
(2054) End



Needle Thread consumption

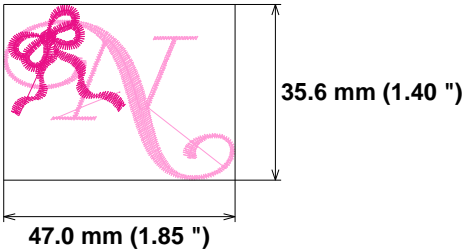
1	1044 st.	60.2% (2.7 m)
2	609 st.	39.8% (1.8 m)

Upper thread	4.6 m
Bobbin	1.5 m

File: N 3 CM.P... PES (Babylock, Bernina, Brother #PES0001)
Stitches: 1653
Size: 47.0 x 35.6 mm (1.85 x 1.40 ")
Begin: 23.5, 17.8 mm
End: 23.5, 17.8 mm
Start needle: 1
Colors: 2/2 , Stops: 1
Date: 06-11-23

This area is reserved for your logo. Place logo.bmp file (width: 1442 , height: 474 pixels) in the same folder as embird.exe file.

This area is reserved for your address information. Place address.txt text file containing your address in the same folder as embird.exe file.




Histogram

Stitches ratio diagram:



(1045) Stop 1
(1653) End

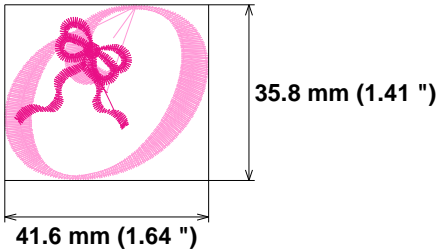


Needle	Thread consumption	
1	860 st.	72.3% (4.8 m)
2	611 st.	27.7% (1.8 m)
Upper thread	6.7 m	
Bobbin	2.2 m	

File: O 3 CM.P... PES (Babylock, Bernina, Brother #PES0001)
Stitches: 1471
Size: 41.6 x 35.8 mm (1.64 x 1.41 ")
Begin: 20.8, 17.9 mm
End: 20.8, 17.9 mm
Start needle: 1
Colors: 2/2 , **Stops:** 1
Date: 06-11-23

This area is reserved for your logo. Place logo.bmp file (width: 1442 , height: 474 pixels) in the same folder as embird.exe file.

This area is reserved for your address information. Place address.txt text file containing your address in the same folder as embird.exe file.



Histogram

Stitches ratio diagram:



(861) Stop 1
 (1471) End



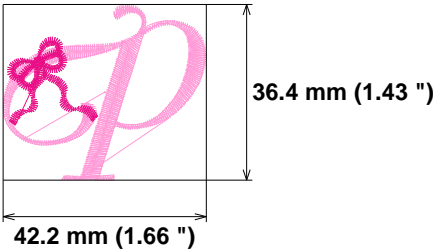
Needle Thread consumption

1	1023 st.	74.8% (3.8 m)
2	484 st.	25.2% (1.3 m)
Upper thread		5.1 m
Bobbin		1.7 m

File: P 3 CM PES.PES (Babylock, Bernina, Brother #PES0001)
Stitches: 1507
Size: 42.2 x 36.4 mm (1.66 x 1.43 ")
Begin: 21.1, 18.2 mm
End: 21.1, 18.2 mm
Start needle: 1
Colors: 2/2 , Stops: 1
Date: 06-11-23

This area is reserved for
your logo. Place logo.bmp
file (width: 1442 , height: 474 pixels)
in the same folder as
embird.exe file.

This area is reserved for
your address information.
Place address.txt text file
containing your address in the
same folder as embird.exe
file.




Histogram

Stitches ratio diagram:



(1024) Stop 1
(1507) End

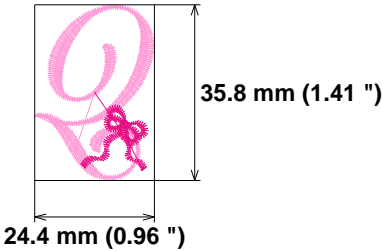


Needle	Thread consumption	
1	848 st.	76.7% (2.7 m)
2	359 st.	23.3% (0.8 m)
Upper thread	3.5 m	
Bobbin	1.2 m	

File: Q 3 CM.P... PES (Babylock, Bernina, Brother #PES0001)
Stitches: 1207
Size: 24.4 x 35.8 mm (0.96 x 1.41 ")
Begin: 12.2, 17.9 mm
End: 12.2, 17.9 mm
Start needle: 1
Colors: 2/2 , Stops: 1
Date: 06-11-23

This area is reserved for your logo. Place logo.bmp file (width: 1442 , height: 474 pixels) in the same folder as embird.exe file.

This area is reserved for your address information. Place address.txt text file containing your address in the same folder as embird.exe file.



Histogram

Stitches ratio diagram:



(849) Stop 1
(1207) End

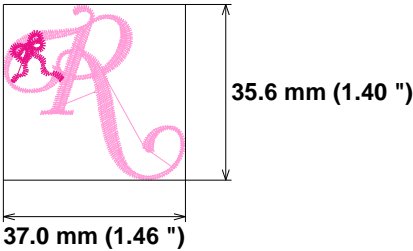


Needle	Thread consumption	
1	1042 st.	83.5% (3.0 m)
2	289 st.	16.5% (0.6 m)
Upper thread	3.6 m	
Bobbin	1.2 m	

File: R 3 CM.P... PES (Babylock, Bernina, Brother #PES0001)
Stitches: 1331
Size: 37.0 x 35.6 mm (1.46 x 1.40 ")
Begin: 18.5, 17.8 mm
End: 18.5, 17.8 mm
Start needle: 1
Colors: 2/2 , Stops: 1
Date: 06-11-23

This area is reserved for your logo. Place logo.bmp file (width: 1442 , height: 474 pixels) in the same folder as embird.exe file.

This area is reserved for your address information. Place address.txt text file containing your address in the same folder as embird.exe file.



Histogram

Stitches ratio diagram:



(1043) Stop 1
(1331) End



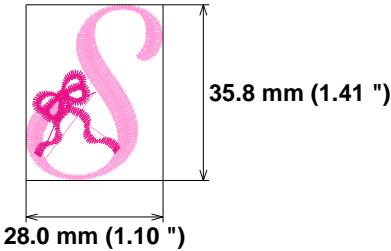
Needle Thread consumption

1	653 st.	71.0% (2.9 m)
2	457 st.	29.0% (1.2 m)
Upper thread		4.1 m
Bobbin		1.4 m

File: S 3 CM PES.PES (Babylock, Bernina, Brother #PES0001)
Stitches: 1110
Size: 28.0 x 35.8 mm (1.10 x 1.41 ")
Begin: 14.0, 17.9 mm
End: 14.0, 17.9 mm
Start needle: 1
Colors: 2/2 , Stops: 1
Date: 06-11-23

This area is reserved for
your logo. Place logo.bmp
file (width: 1442 , height: 474 pixels)
in the same folder as
embird.exe file.

This area is reserved for
your address information.
Place address.txt text file
containing your address in the
same folder as embird.exe
file.



Histogram

Stitches ratio diagram:



(654) Stop 1
(1110) End

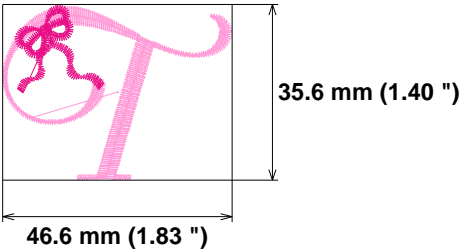


Needle	Thread consumption	
1	917 st.	72.5% (3.3 m)
2	467 st.	27.5% (1.2 m)
Upper thread	4.5 m	
Bobbin	1.5 m	

File: T 3 CM PES.PES (Babylock, Bernina, Brother #PES0001)
Stitches: 1384
Size: 46.6 x 35.6 mm (1.83 x 1.40 ")
Begin: 23.3, 17.8 mm
End: 23.3, 17.8 mm
Start needle: 1
Colors: 2/2 , Stops: 1
Date: 06-11-23

This area is reserved for your logo. Place logo.bmp file (width: 1442 , height: 474 pixels) in the same folder as embird.exe file.

This area is reserved for your address information. Place address.txt text file containing your address in the same folder as embird.exe file.




Histogram

Stitches ratio diagram:



(918) Stop 1
(1384) End



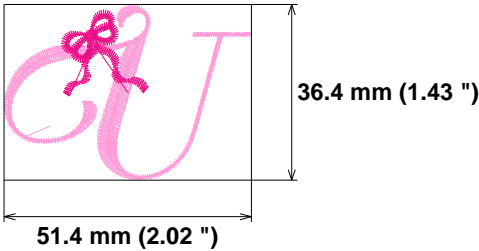
Needle Thread consumption

1	1127 st.	74.6% (3.6 m)
2	466 st.	25.4% (1.2 m)
Upper thread		4.9 m
Bobbin		1.6 m

File: U 3 CM.P... PES (Babylock, Bernina, Brother #PES0001)
Stitches: 1593
Size: 51.4 x 36.4 mm (2.02 x 1.43 ")
Begin: 25.7, 18.2 mm
End: 25.7, 18.2 mm
Start needle: 1
Colors: 2/2 , Stops: 1
Date: 06-11-23

This area is reserved for your logo. Place logo.bmp file (width: 1442 , height: 474 pixels) in the same folder as embird.exe file.

This area is reserved for your address information. Place address.txt text file containing your address in the same folder as embird.exe file.



Histogram

Stitches ratio diagram:



(1128) Stop 1
(1593) End



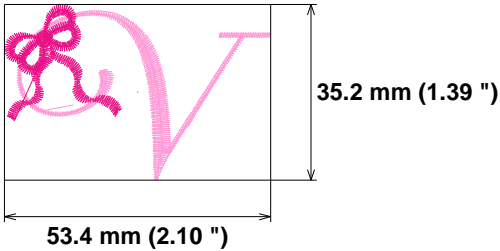
Needle Thread consumption

1	902 st.	57.5% (2.6 m)
2	616 st.	42.5% (1.9 m)
Upper thread		4.5 m
Bobbin		1.5 m

File: V 3 CM PES.PES (Babylock, Bernina, Brother #PES0001)
Stitches: 1518
Size: 53.4 x 35.2 mm (2.10 x 1.39 ")
Begin: 26.7, 17.6 mm
End: 26.7, 17.6 mm
Start needle: 1
Colors: 2/2 , Stops: 1
Date: 06-11-23

This area is reserved for your logo. Place logo.bmp file (width: 1442 , height: 474 pixels) in the same folder as embird.exe file.

This area is reserved for your address information. Place address.txt text file containing your address in the same folder as embird.exe file.




Histogram

Stitches ratio diagram:



(903) Stop 1
(1518) End



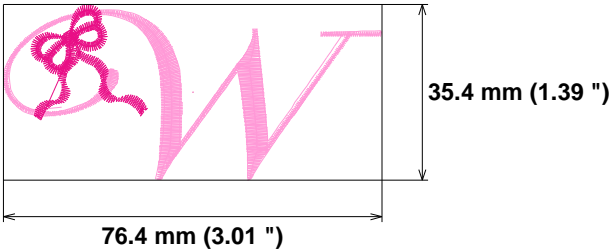
Needle Thread consumption

1	1651 st.	73.7% (5.4 m)
2	617 st.	26.3% (1.9 m)
Upper thread		7.3 m
Bobbin		2.4 m

File: W 3 CM.P... PES (Babylock, Bernina, Brother #PES0001)
Stitches: 2268
Size: 76.4 x 35.4 mm (3.01 x 1.39 ")
Begin: 38.2, 17.7 mm
End: 38.2, 17.7 mm
Start needle: 1
Colors: 2/2 , Stops: 1
Date: 06-11-23

This area is reserved for
your logo. Place logo.bmp
file (width: 1442 , height: 474 pixels)
in the same folder as
embird.exe file.

This area is reserved for
your address information.
Place address.txt text file
containing your address in the
same folder as embird.exe
file.



Histogram

Stitches ratio diagram:



(1652) Stop 1
(2268) End

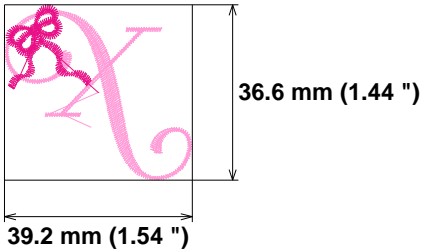


Needle	Thread consumption	
1	896 st.	66.6% (2.4 m)
2	457 st.	33.4% (1.2 m)
Upper thread	3.6 m	
Bobbin	1.2 m	

File: X 3 CM PES.PES (Babylock, Bernina, Brother #PES0001)
Stitches: 1353
Size: 39.2 x 36.6 mm (1.54 x 1.44 ")
Begin: 19.6, 18.3 mm
End: 19.6, 18.3 mm
Start needle: 1
Colors: 2/2 , Stops: 1
Date: 06-11-23


This area is reserved for your logo. Place logo.bmp file (width: 1442 , height: 474 pixels) in the same folder as embird.exe file.

This area is reserved for your address information. Place address.txt text file containing your address in the same folder as embird.exe file.



Histogram
(897) Stop 1
(1353) End

Stitches ratio diagram:



Needle Thread consumption

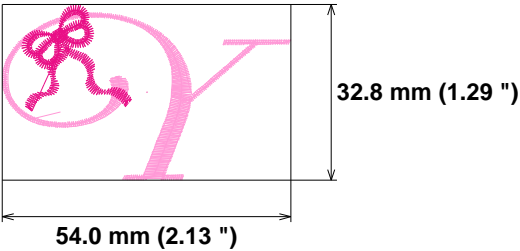
1	1118 st.	68.2% (3.1 m)
2	527 st.	31.8% (1.5 m)

Upper thread	4.6 m
Bobbin	1.5 m

File: Y 3 CM PES.PES (Babylock, Bernina, Brother #PES0001)
Stitches: 1645
Size: 54.0 x 32.8 mm (2.13 x 1.29 ")
Begin: 27.0, 16.4 mm
End: 27.0, 16.4 mm
Start needle: 1
Colors: 2/2 , Stops: 1
Date: 06-11-23

This area is reserved for your logo. Place logo.bmp file (width: 1442 , height: 474 pixels) in the same folder as embird.exe file.

This area is reserved for your address information. Place address.txt text file containing your address in the same folder as embird.exe file.

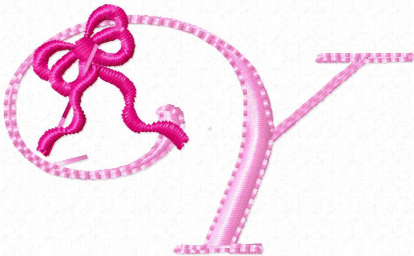


Histogram

Stitches ratio diagram:



(1119) Stop 1
(1645) End

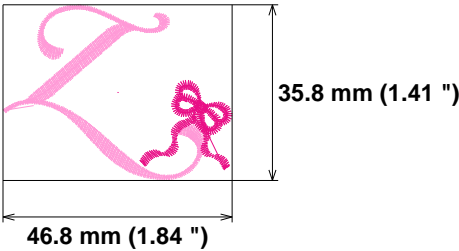


Needle	Thread consumption	
1	977 st.	69.1% (2.9 m)
2	483 st.	30.9% (1.3 m)
Upper thread	4.2 m	
Bobbin	1.4 m	

File: Z 3 CM PES.PES (Babylock, Bernina, Brother #PES0001)
Stitches: 1460
Size: 46.8 x 35.8 mm (1.84 x 1.41 ")
Begin: 23.4, 17.9 mm
End: 23.4, 17.9 mm
Start needle: 1
Colors: 2/2 , Stops: 1
Date: 06-11-23

This area is reserved for your logo. Place logo.bmp file (width: 1442 , height: 474 pixels) in the same folder as embird.exe file.

This area is reserved for your address information. Place address.txt text file containing your address in the same folder as embird.exe file.



Histogram

Stitches ratio diagram:



(978) Stop 1
(1460) End

