

Needle Thread consumption

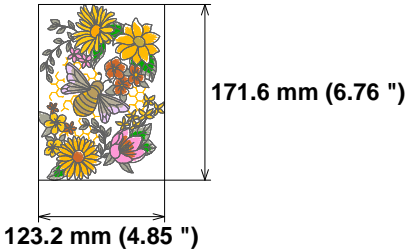
1	2190 st.	9.4% (6.9 m)
2	513 st.	2.7% (2.0 m)
3	645 st.	2.6% (1.9 m)
4	2567 st.	11.9% (8.8 m)
5	2819 st.	16.2% (11.9 m)
6	477 st.	3.0% (2.2 m)
7	253 st.	1.4% (1.0 m)
8	47 st.	0.4% (0.3 m)
9	574 st.	2.7% (2.0 m)
10	1220 st.	6.8% (5.0 m)
11	481 st.	2.5% (1.8 m)
12	1018 st.	5.6% (4.2 m)
13	1248 st.	6.3% (4.6 m)
14	287 st.	1.6% (1.2 m)
15	7701 st.	26.9% (19.8 m)

Upper thread 73.6 m
Bobbin 24.5 m

File: Flower Be...s 01 (Babylock, Bernina, Brother #PES0001)
Stitches: 22040
Size: 123.2 x 171.6 mm (4.85 x 6.76 ")
Begin: 61.6, 85.8 mm
End: 97.1, 91.7 mm
Start needle: 1
Colors: 13/15 , Stops: 14
Date: 06-11-23

This area is reserved for
your logo. Place logo.bmp
file (width: 1442 , height: 474 pixels)
in the same folder as
embird.exe file.

This area is reserved for
your address information.
Place address.txt text file
containing your address in the
same folder as embird.exe
file.



Histogram

- (2191) Stop 1
- (2704) Stop 2
- (3349) Stop 3
- (5916) Stop 4
- (8735) Stop 5
- (9212) Stop 6
- (9465) Stop 7
- (9512) Stop 8
- (10086) Stop 9
- (11306) Stop 10
- (11787) Stop 11
- (12805) Stop 12
- (14053) Stop 13
- (14340) Stop 14
- (22040) End

Stitches ratio diagram:



Needle Thread consumption

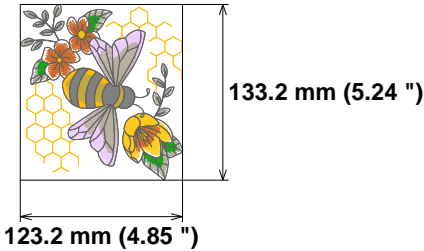
1	844 st.	6.2% (3.2 m)
2	291 st.	2.6% (1.3 m)
3	776 st.	4.2% (2.2 m)
4	1248 st.	11.8% (6.1 m)
5	683 st.	6.1% (3.2 m)
6	946 st.	7.2% (3.8 m)
7	2214 st.	18.9% (9.9 m)
8	811 st.	6.6% (3.4 m)
9	978 st.	7.8% (4.1 m)
10	1072 st.	7.8% (4.1 m)
11	255 st.	2.1% (1.1 m)
12	3594 st.	18.8% (9.8 m)

Upper thread	52.2 m
Bobbin	17.4 m

File: Flower Be...s 02 (Babylock, Bernina, Brother #PES0001)
Stitches: 13712
Size: 123.2 x 133.2 mm (4.85 x 5.24 ")
Begin: 61.6, 66.6 mm
End: 25.8, 111.9 mm
Start needle: 1
Colors: 10/12 , Stops: 11
Date: 06-11-23

This area is reserved for
your logo. Place logo.bmp
file (width: 1442 , height: 474 pixels)
in the same folder as
embird.exe file.


This area is reserved for
your address information.
Place address.txt text file
containing your address in the
same folder as embird.exe
file.



Histogram

- (845) Stop 1
- (1136) Stop 2
- (1912) Stop 3
- (3160) Stop 4
- (3843) Stop 5
- (4789) Stop 6
- (7003) Stop 7
- (7814) Stop 8
- (8792) Stop 9
- (9864) Stop 10
- (10119) Stop 11
- (13712) End

Stitches ratio diagram:



Needle Thread consumption

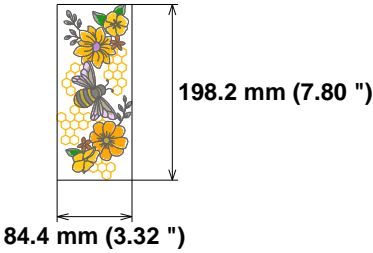
1	547 st.	4.6% (2.1 m)
2	195 st.	2.4% (1.1 m)
3	1095 st.	6.5% (3.0 m)
4	1129 st.	9.9% (4.6 m)
5	214 st.	2.2% (1.0 m)
6	1997 st.	18.8% (8.6 m)
7	1273 st.	10.9% (5.0 m)
8	434 st.	4.2% (1.9 m)
9	560 st.	4.3% (2.0 m)
10	1194 st.	10.5% (4.8 m)
11	463 st.	3.9% (1.8 m)
12	96 st.	0.9% (0.4 m)
13	3624 st.	20.9% (9.6 m)

Upper thread	46.0 m
Bobbin	15.3 m

File: Flower Be...s 03 (Babylock, Bernina, Brother #PES0001)
Stitches: 12821
Size: 84.4 x 198.2 mm (3.32 x 7.80 ")
Begin: 42.2, 99.1 mm
End: 27.0, 175.9 mm
Start needle: 1
Colors: 12/13 , Stops: 12
Date: 06-11-23

This area is reserved for your logo. Place logo.bmp file (width: 1442 , height: 474 pixels) in the same folder as embird.exe file.

This area is reserved for your address information. Place address.txt text file containing your address in the same folder as embird.exe file.



Histogram

Stitches ratio diagram:



- (548) Stop 1
- (743) Stop 2
- (1838) Stop 3
- (2967) Stop 4
- (3181) Stop 5
- (5178) Stop 6
- (6451) Stop 7
- (6885) Stop 8
- (7445) Stop 9
- (8639) Stop 10
- (9102) Stop 11
- (9198) Stop 12
- (12821) End

